

TWO YEAR WARRANTY

REDARC Electronics warrants to the original purchaser that the product(s) on the reverse side of this sheet ("Product") will be free, under normal use and maintenance, from defects in material and workmanship for a period of TWO YEARS from the date of purchase, subject to the conditions shown below.

1. Warranty

Unless otherwise stated in this warranty, Redarc Electronics will at its sole discretion either replace or repair any of the Product that is defective in material or workmanship within the abovementioned period without charge to the original purchaser.

2. Other Warranty

Subject to any terms implied by law, this warranty contains the whole of the Redarc Electronics' obligations and any distributor and the agents, officers and employees of such distributor and of Redarc Electronics are not authorised to vary or extend the terms of the warranty. The benefits conferred by this warranty are in addition to the conditions and warranties implied by applicable legislation conferring rights upon consumers, which apply only to the extent to which they may not by law be excluded.

3. Exclusions

This warranty shall not apply to, or include, any of the following:

- 3.1 Any defect or failure due to accident, misuse, abuse, movement of the Product to a new site, negligence, non-observance of any of the instructions supplied with the Product including the instructions on the reverse side of this sheet ("Operating Instructions") or local regulations on the part of any user, choice of location, improper installation, configuration or connection, or faulty power supply.
- 3.2 If the Product is installed, repaired or serviced by a person who is not a qualified auto electrician or electronics technician, or if non-approved parts have been fitted.
- 3.3 Failure to obtain proper maintenance for the Product or any associated equipment or machinery.
- 3.4 Failure to pay for the products in full or comply with Redarc Electronics' Trading Terms.
- 3.5 If the Product is used other than for any reasonable purpose for which it was manufactured, or is used in a way not specified by Redarc Electronics.
- 3.6 If the original purchaser sells, leases or otherwise parts with possession of the Product.
- 3.7 Deterioration due to normal use and exposure, including abnormal environmental conditions such as lightning strike, flood and extreme heat.
- 3.8 Any freight, packing and insurance expenses relating to transportation of the Product.
- 3.9 Any expenses relating to installation and/or removal of the Product.
- 3.10 Any damage, indirect or incidental, of whatever nature.

4. Limitations

- 4.1 Redarc Electronics is not liable for any consequential, indirect or accidental loss or damage or for any service not expressly provided herein (including without limitation liability for any loss or damage caused by a fault in the Product or its external wiring connections) and the liability of Redarc Electronics under this warranty is limited to the repair or replacement of defective material or workmanship by a qualified auto electrician or electronics technician, provided such person and work is approved by Redarc prior to commencement. Subject to **clause 2**, Redarc Electronics is hereby excluded to the maximum extent permitted by law from all other liability in respect of the Product.
- 4.2 While Redarc Electronics warrants, where applicable, that the Product is free from defects in materials and workmanship under normal use at the time of delivery, Redarc Electronics does not warrant that the Product will meet any user specific requirements or that the operation of the Product will be uninterrupted or error-free.

5. Owner's Responsibilities

- 5.1 Maintenance of the Product and associated equipment and/or machinery is the responsibility of the owner. The owner must retain evidence that proper maintenance has been performed on the Product by Redarc Electronics or a qualified auto electrician or electronics technician. Claims made during the warranty term will not be accepted if resulting from lack of maintenance rather than faulty material or workmanship.
- 5.2 The owner must operate the Product in accordance with all of the Operating Instructions.
- 5.3 Upon discovery of a fault the owner must return the Product to the distributor with full details of the nature of the fault. Removal of the Product must be done by a qualified auto electrician or electronics technician to ensure that the warranty remains valid. A written report describing the circumstances of failure must accompany the returned Product with proof of purchase which clearly shows the date of such purchase by the original purchaser.
- 5.4 If the Product is found to be working satisfactorily on return to Redarc Electronics a reasonable charge will be made for the cost of testing, packing and freight. The Product will be returned on receipt of the amount charged.

FREE TECHNICAL ASSISTANCE

REDARC

THE POWER CONVERSION SPECIALISTS
23 Brodie Road North
Lonsdale
South Australia 5160
Phone: 08 8322 4848
Fax: 08 8387 2889
Email: power@redarc.com.au
Web: www.redarc.com.au



BCDC-1206 3 Stage DC-DC Battery Charger



Function

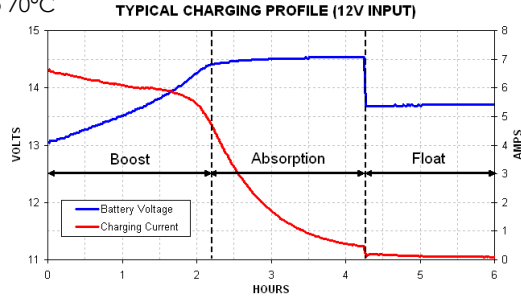
The BCDC-1206 is a three stage 12V DC-DC battery charger that operates with an input of between 9 and 32V. The input voltage of the BCDC-1206 can be above, below or equal to the output voltage making it ideal for charging an auxiliary 12V battery where the distance from the main battery may cause a significant voltage drop. The wide operating voltage range provides a simple solution to charging trailer mounted batteries. The BCDC-1206 can deliver sufficient current to charge a battery that has a typical DC compressor fridge connected.

When the BCDC-1206 is turned on it will start in Boost mode, Boost mode maintains a constant current until the battery voltage reaches 14.5V. The charger will then convert to Absorption mode, maintaining the voltage at this level for a predetermined period of time; after which it will enter Float mode. Float mode maintains 13.7V on the battery being charged until a load on the battery causes the battery voltage to drop below 12.2V when it then re-enters Boost mode.

FREE TECHNICAL ASSISTANCE, contact Redarc Electronics
Ph (08) 8322 4848, Fax (08) 8387 2889
or Email power@redarc.com.au
Specifications are subject to change without notification.

Features

- Compact in size
- Over current and short circuit protection
- High operating temperature range up to 70°C
- Over temperature protection
- Input under voltage shutdown
 - Turn on above 9V
 - Turn off instantly below 8V
 - Turn off after 20 seconds below 9V
- Input over voltage shutdown
 - Turn on below 32V
 - Turn off instantly above 32.4V
 - Turn off after 20 seconds above 32V
- Led indication of output mode
 - LED on in float mode
 - LED flashing (4 flashes per second) in absorption mode
 - LED flashing (20 flashes per second) in boost mode



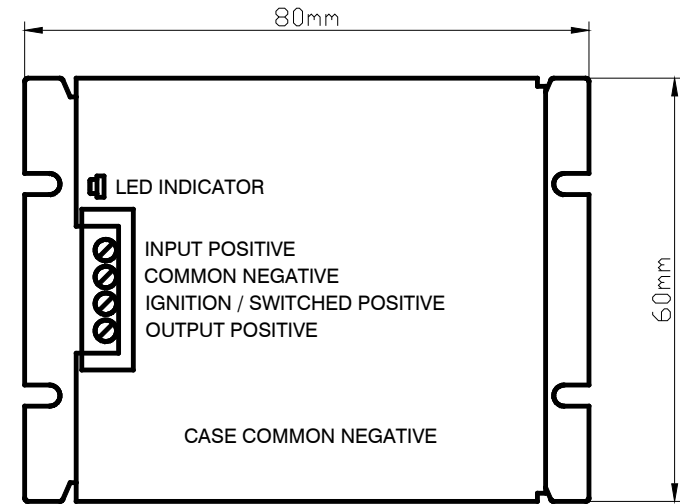
Specification

DC input voltage range:	9 ~ 32V for continuous operation
Absorption voltage:	14.5V
Float voltage:	13.7V
Boost commencement voltage:	12.2V
No load current (Ignition switched on):	< 100mA
Standby current (Ignition switched off):	< 150µA
Input protection:	Reverse polarity by external fuse (Fuses required 10A on input, not supplied)
Output protection:	Output over-current and short circuit protection. Reverse polarity by external fuse (Fuses required 7.5A on output, not supplied)
Maximum continuous output current:	3.5 ~ 6.5 A (input voltage dependent)
Connector:	Input Positive Common Negative input Output Positive Ignition Positive
Standards:	AS/NZS CISPR11:2004 (CISPR 11 ED. 4.1)

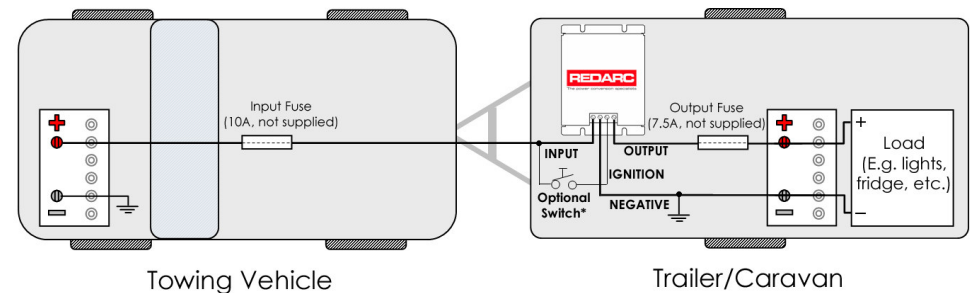
Installation

The battery charger should be mounted as close as practicable to the battery being charged. To minimise voltage drop, ensure all additional wiring, especially from supply, is of adequate thickness. Appropriate sized fuses must be used to protect the unit from reverse polarity connections; without said fuses, the unit will be damaged in the event of a reverse polarity connection. The ignition connection is supplied to allow the unit to be switched by a low current positive source of between 9 and 32V. For continuous operation, the ignition input can be connected directly to the supply input.

Dimensions & Connections



Typical Application



*If the switch input is not required, then it may be connected directly to the input line.